

1. I have been told about the study and I know why it is being done and what to do. I know that I do not have to do it if I do not want to. If I have questions I can ask my teacher. I know that I can stop at any time.		
	Response Percent	Response Count
I understand and will begin the survey. <div></div>	100.0%	22
I would rather not do it.	0.0%	0
	answered question	22
	skipped question	0





2. Where do you go to school?

	Response Percent	Response Count
IS 53	0.0%	0
IS 109	0.0%	0
IS 137	0.0%	0
IS 192	0.0%	0
IS 210	0.0%	0
IS 226	0.0%	0
IS 238	0.0%	0
MS 202	0.0%	0
PS 42	0.0%	0
PS 197	0.0%	0
PS 223	0.0%	0
PS/IS 116	0.0%	0
PS/IS 225	0.0%	0
Al-Ihsan Academy	100.0%	22
August Martin HS	0.0%	0
Beach Channel HS	0.0%	0
Business Computer Application HS	0.0%	0
Christ Lutheran School	0.0%	0
Devine Mercy Catholic Academy Elementary and Middle School	0.0%	0
Far Rockaway HS	0.0%	0
Grace Lutheran Day School	0.0%	0
John Adams HS	0.0%	0
Richmond Hill HS	0.0%	0
St. Francis De Sales School	0.0%	0


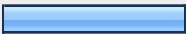

St. Joachim and Anne	0.0%	0
St. Joseph's Parish Day	0.0%	0
St. Rose of Lima School	0.0%	0
Other	0.0%	0
other school (please specify)		0
answered question		22
skipped question		0

3. What grade are you in?		
	Response Percent	Response Count
6th	0.0%	0
7th	100.0%	22
8th	0.0%	0
9th	0.0%	0
10th	0.0%	0
11th	0.0%	0
12th	0.0%	0
answered question		22
skipped question		0




4. How often do you use your computer at home for homework?

	Response Percent	Response Count
I don't have a computer at home	0.0%	0
I don't use my home computer for homework	0.0%	0
A few times a year 	9.1%	2
About once a month 	9.1%	2
About once a week 	40.9%	9
Almost every night 	40.9%	9
<i>answered question</i>		22
<i>skipped question</i>		0






5. Compared to last year, this year my teachers are using computers...

	Response Percent	Response Count
less 	31.8%	7
about the same amount 	27.3%	6
more 	40.9%	9
<i>answered question</i>		22
<i>skipped question</i>		0

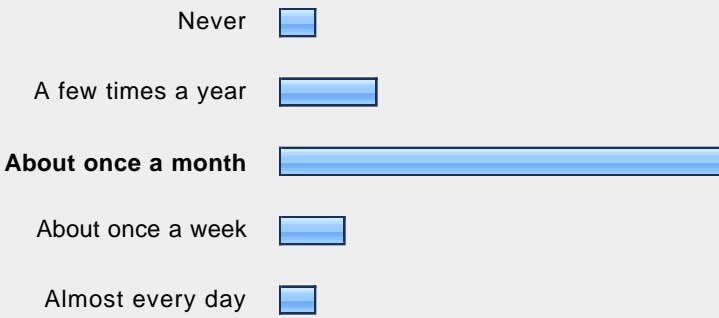
6. Compared to last year, this year students in my grade are using computers...

	Response Percent	Response Count
less 	9.5%	2
about the same amount 	23.8%	5
more 	66.7%	14
answered question		21
skipped question		1


7. During this school year, how much time per week did you spend using computers in your class(es)?

	Response Percent	Response Count
Not at all 	4.5%	1
Less than one period per week 	4.5%	1
1 or 2 periods (or a double period) per week 	81.8%	18
3 to 4 periods per week 	4.5%	1
More than 4 periods per week 	4.5%	1
answered question		22
skipped question		0






8. During this school year, I typed up reports and assignments.

	Response Percent	Response Count
Never 	4.8%	1
A few times a year	14.3%	3
About once a month	66.7%	14
About once a week	9.5%	2
Almost every day	4.8%	1
<i>answered question</i>		21
<i>skipped question</i>		1





9. During this school year, I made spreadsheets and graphs.

	Response Percent	Response Count
Never 	4.8%	1
A few times a year	28.6%	6
About once a month	14.3%	3
About once a week	33.3%	7
Almost every day	19.0%	4
<i>answered question</i>		21
<i>skipped question</i>		1




10. During this school year, I used blogs to communicate with other students and teachers

	Response Percent	Response Count
Never 	33.3%	7
A few times a year 	9.5%	2
About once a month 	9.5%	2
About once a week 	38.1%	8
Almost every day 	9.5%	2
answered question		21
skipped question		1





11. During this school year, I did research on the Internet for a report or assignment.

	Response Percent	Response Count
Never 	4.8%	1
A few times a year 	28.6%	6
About once a month 	28.6%	6
About once a week 	38.1%	8
Almost every day	0.0%	0
answered question		21
skipped question		1






12. During this school year, I made a PowerPoint presentation.

		Response Percent	Response Count
Never		76.2%	16
A few times a year		14.3%	3
About once a month		9.5%	2
About once a week		0.0%	0
Almost every day		0.0%	0
<i>answered question</i>			21
<i>skipped question</i>			1






13. During this school year, I used the computer to make a graphic novel.

		Response Percent	Response Count
Never		33.3%	7
A few times a year		33.3%	7
About once a month		9.5%	2
About once a week		23.8%	5
Almost every day		0.0%	0
<i>answered question</i>			21
<i>skipped question</i>			1





14. During this school year, I took a test on the computer.

		Response Percent	Response Count
Never		14.3%	3
A few times a year		23.8%	5
About once a month		14.3%	3
About once a week		28.6%	6
Almost every day		19.0%	4
<i>answered question</i>			21
<i>skipped question</i>			1





15. During this school year, I used a computer program to improve my study skills or learning skills.

		Response Percent	Response Count
Never		14.3%	3
A few times a year		23.8%	5
About once a month		4.8%	1
About once a week		23.8%	5
Almost every day		33.3%	7
<i>answered question</i>			21
<i>skipped question</i>			1






16. During this school year, I made or listened to a podcast.

		Response Percent	Response Count
Never		61.9%	13
A few times a year		19.0%	4
About once a month		0.0%	0
About once a week		9.5%	2
Almost every day		9.5%	2
<i>answered question</i>			21
<i>skipped question</i>			1





17. During this school year, I made or edited a webpage or worked in a web environment, like a wikispace.

		Response Percent	Response Count
Never		52.4%	11
A few times a year		38.1%	8
About once a month		4.8%	1
About once a week		0.0%	0
Almost every day		4.8%	1
<i>answered question</i>			21
<i>skipped question</i>			1






18. This school year, I collected data using equipment that go with the computer, like probes or PDAs.

	Response Percent	Response Count
Never 	61.9%	13
A few times a year 	14.3%	3
About once a month 	4.8%	1
About once a week 	4.8%	1
Almost every day 	14.3%	3
answered question		21
skipped question		1








19. This school year, I made or edited a video or movie.

	Response Percent	Response Count
Never 	71.4%	15
A few times a year 	9.5%	2
About once a month 	14.3%	3
About once a week 	4.8%	1
Almost every day	0.0%	0
answered question		21
skipped question		1

20. During the past school year, I created or contributed to a web-based map or timeline.

		Response Percent	Response Count
Never		42.9%	9
A few times a year		33.3%	7
About once a month		9.5%	2
About once a week		9.5%	2
Almost every day		4.8%	1
		<i>answered question</i>	21
		<i>skipped question</i>	1

21. In which classes do you use technology. (Check all that apply)

	Response Percent	Response Count
Math 	33.3%	7
Sciences 	42.9%	9
English Language Arts 	33.3%	7
Social Studies 	38.1%	8
Art 	9.5%	2
Music	0.0%	0
Physical Education/Gym 	9.5%	2
ESL or ELL	0.0%	0
Computer Class 	95.2%	20
Multi-Media	0.0%	0
None of the Above	0.0%	0
Other (please specify)		2
answered question		21
skipped question		1

22. How well do you know how to use the following equipment, applications or web sites?

	I never tried	I know the basics	I'm pretty good	I'm an expert	Response Count
Digital camera or video	0.0% (0)	13.6% (3)	40.9% (9)	45.5% (10)	22
Audacity or GarageBand	59.1% (13)	22.7% (5)	9.1% (2)	9.1% (2)	22
iMovie or Movie Maker	50.0% (11)	27.3% (6)	13.6% (3)	9.1% (2)	22
Wikispaces	50.0% (11)	27.3% (6)	9.1% (2)	13.6% (3)	22
Teacher/Class Blogs	4.5% (1)	18.2% (4)	31.8% (7)	45.5% (10)	22
Comic Life	0.0% (0)	22.7% (5)	27.3% (6)	50.0% (11)	22
answered question					22
skipped question					0

23. How much do you agree with these statements?

	Strongly Disagree	Disagree	Agree	Strongly Agree	Rating Average	Response Count
I am able to learn more when I use computers in my school.	9.1% (2)	0.0% (0)	45.5% (10)	45.5% (10)	3.27	22
I work harder on my assignments when I am using a computer.	4.5% (1)	13.6% (3)	36.4% (8)	45.5% (10)	3.23	22
I would be a better student if I got to use technology more in school.	0.0% (0)	13.6% (3)	36.4% (8)	50.0% (11)	3.36	22
Teachers in this school know a lot about how to use computers to help students learn more.	14.3% (3)	9.5% (2)	57.1% (12)	19.0% (4)	2.81	21
There are enough computers in my school for students to use for their schoolwork.	14.3% (3)	9.5% (2)	61.9% (13)	14.3% (3)	2.76	21
I am using computers in my class (es) in ways that other students in this school are not.	22.7% (5)	54.5% (12)	13.6% (3)	9.1% (2)	2.09	22
I have shown other students how to do things with computers.	4.5% (1)	4.5% (1)	63.6% (14)	27.3% (6)	3.14	22
I have shown a teacher how to do things with computers.	18.2% (4)	36.4% (8)	27.3% (6)	18.2% (4)	2.45	22
I use computers more in my class (es) than other students in this school	31.8% (7)	40.9% (9)	9.1% (2)	18.2% (4)	2.14	22
answered question						22
skipped question						0